

Sri A.S.N.M. Government College (Autonomous)

(NAAC Re-accredited by 'B' Grade with 2.61 CGPA)

Palakol, West Godavari District – 534260

FEEDBACK ANALYSIS - ALUMINI 2018-2019

Feedback on curriculum is a regular phenomenon in Sri A. S. N. M Government College as it aids in the quality sustenance and enrichment of the curriculum. The college updates the curriculum periodically by closely adhering to the policies and guidelines issued by the concerned regulatory authorities.

Besides catering to the needs of the students and the demands of the employers, frequent meetings are convened wherein the Management, Controllers of Examinations, Academic Coordinator of Curricular Affairs, IQAC Coordinator and the Heads of the Departments discuss Curriculum Based issues. Structured Feedback on individual courses and the syllabus of respective departments are collected semester wise from Students, Teachers, Employers and Alumni. The collected feedback is analyzed by each department. Based on the stakeholders' suggestions and recommendations, the curriculum is designed, revised and new skill-oriented courses are introduced from time to time in the Board of Studies.

The Draft Syllabus is revised in the Board of Studies and finalized. The suggestions of the University Nominees, the Subject Experts, Industrialists and Alumni are incorporated and the Action Taken Report is presented in the next Board of studies. The curriculum is then

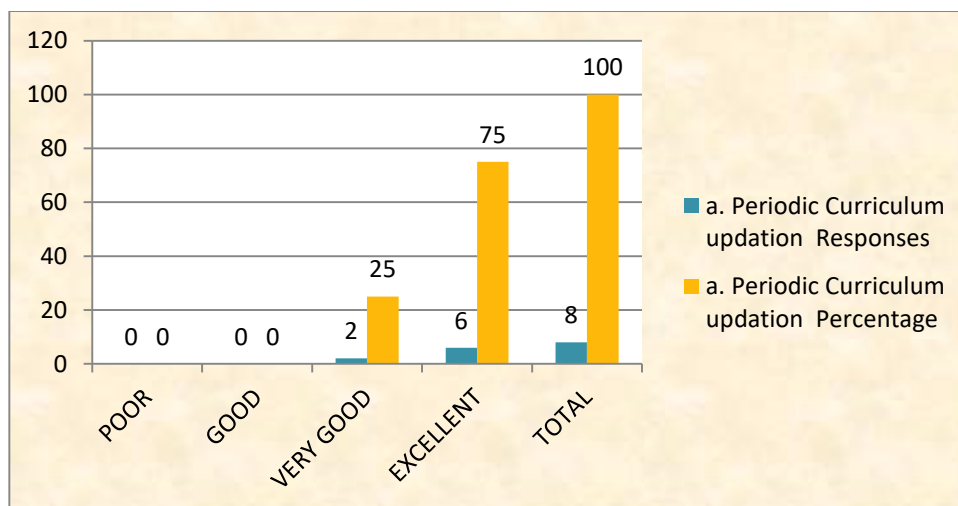
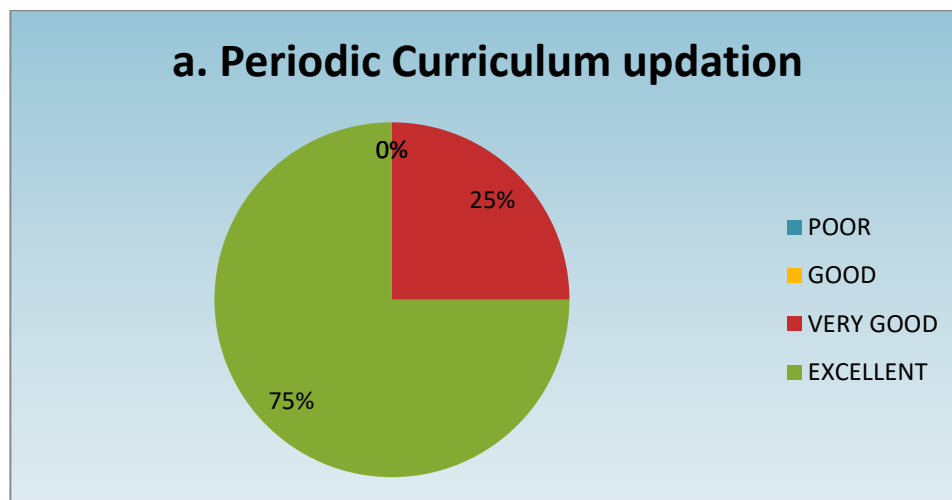
approved in the Academic Council and the Governing Body. The Suggestions brought forth by the distinguished members of the Academic Council and the Governing Body are realized and Action taken Report are presented and documented in the minutes of the Subsequent Academic Council and Governing Body.

Structured Feedback on individual courses and syllabus is obtained from the students and course teachers the end of each year; from the alumni during the Annual Alumni Meet and from the Industrialists and Employers during formal meetings. The stakeholders respond to Questionnaires with 09 questions on syllabus on the scales as stated herein:

 Excellent	- E
 Very Good	- VG
 Good	- G
 Poor	- P

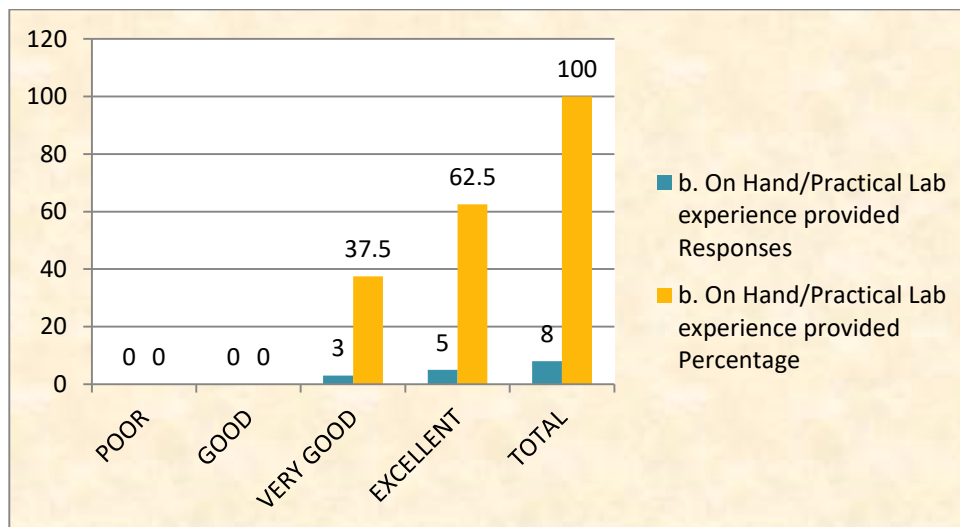
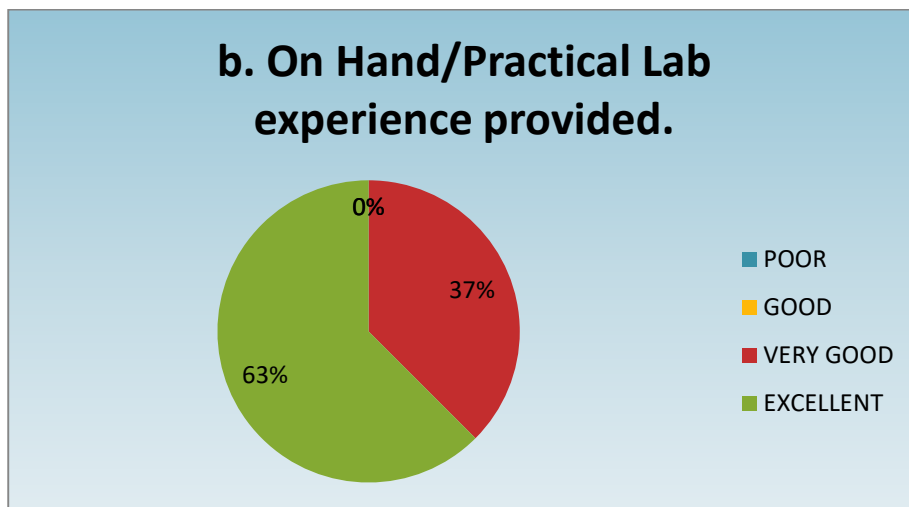
Total Number of Respondent: 12

a. Periodic Curriculum updation		
Options	Responses	Percentage
POOR	0	0
GOOD	0	0
VERY GOOD	2	25.00
EXCELLENT	6	75.00
TOTAL	8	100



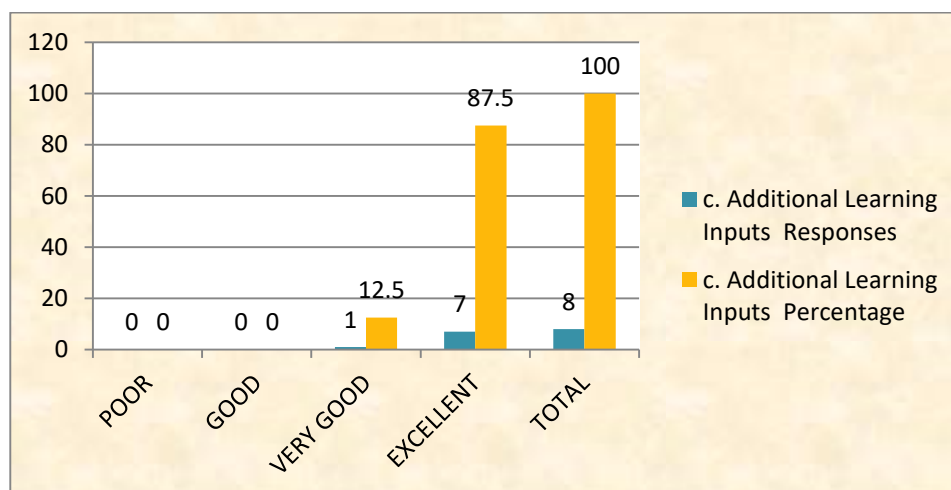
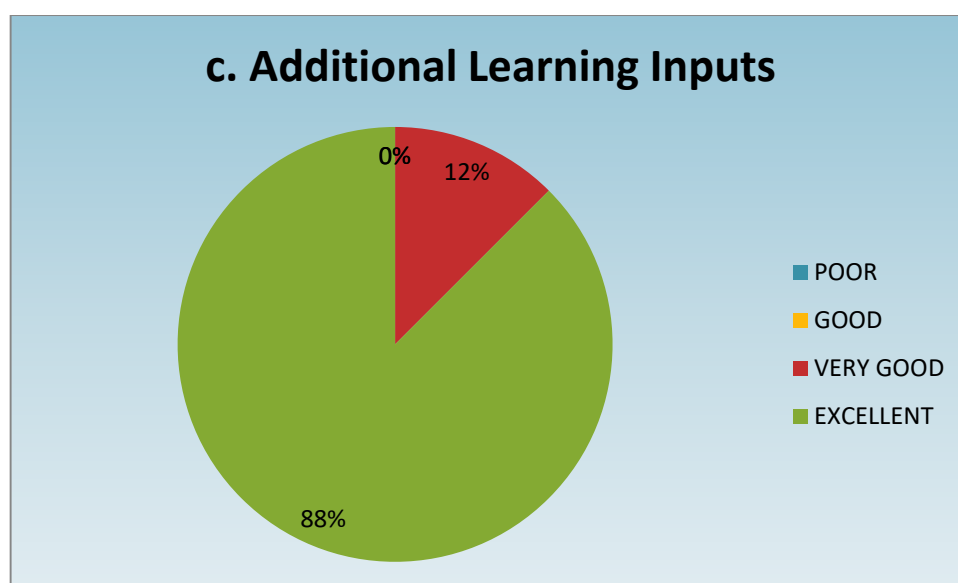
Regarding periodic curriculum updation majority of them expressed excellent i.e, 75% and 25% expressed it is Very Good and no one given.

b. On Hand/Practical Lab experience provided		
Options	Responses	Percentage
POOR	0	0
GOOD	0	0
VERY GOOD	3	37.50
EXCELLENT	5	62.50
TOTAL	8	100



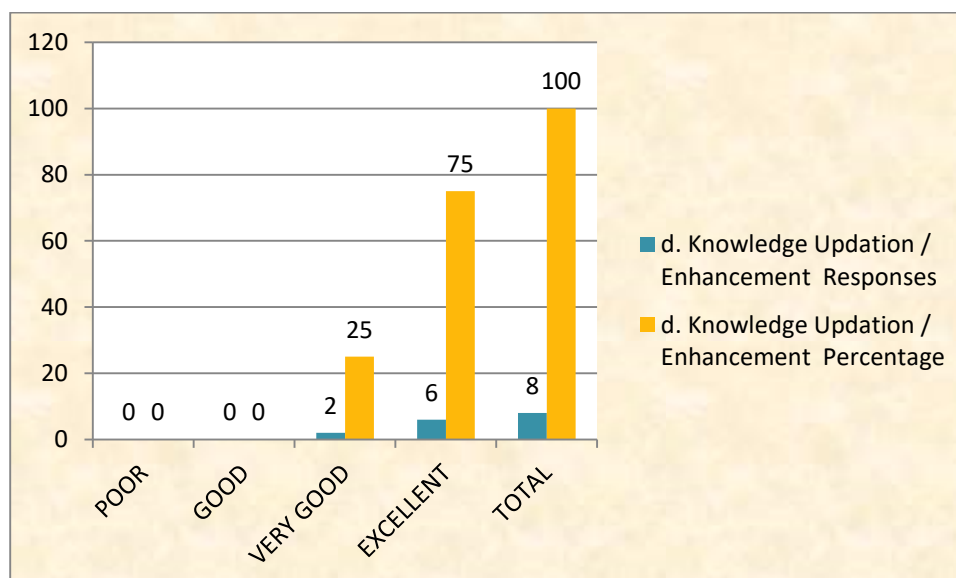
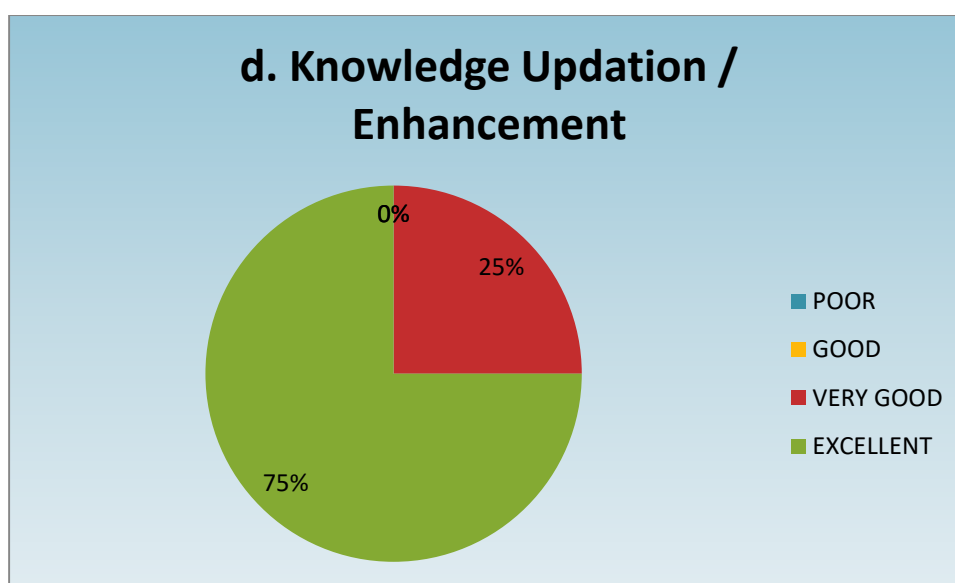
They felt happy with Labs/practical experiences **62% of alumni given excellent rating**, no one given as poor rating.

c. Additional Learning Inputs		
Options	Responses	Percentage
POOR	0	0
GOOD	0	0
VERY GOOD	1	12.50
EXCELLENT	7	87.50
TOTAL	8	100



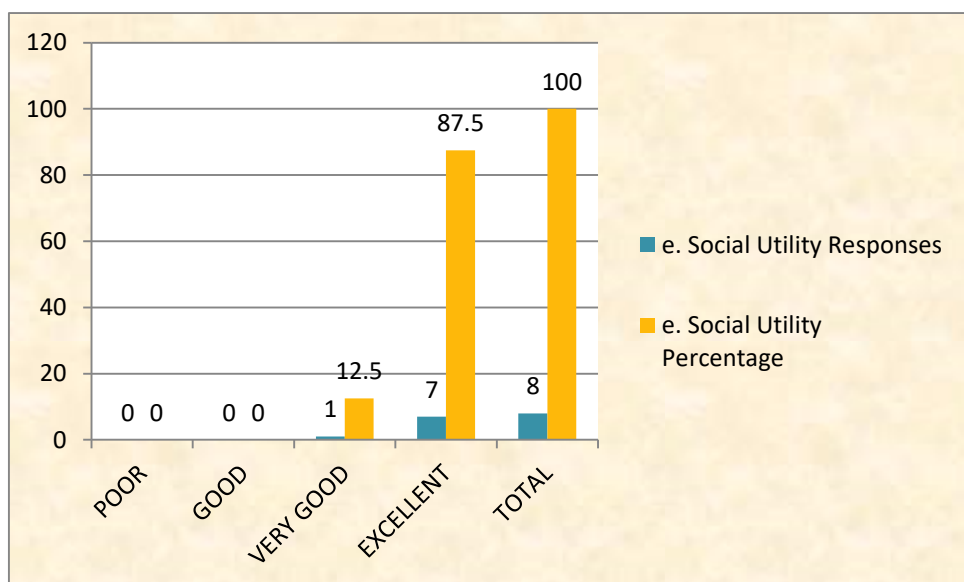
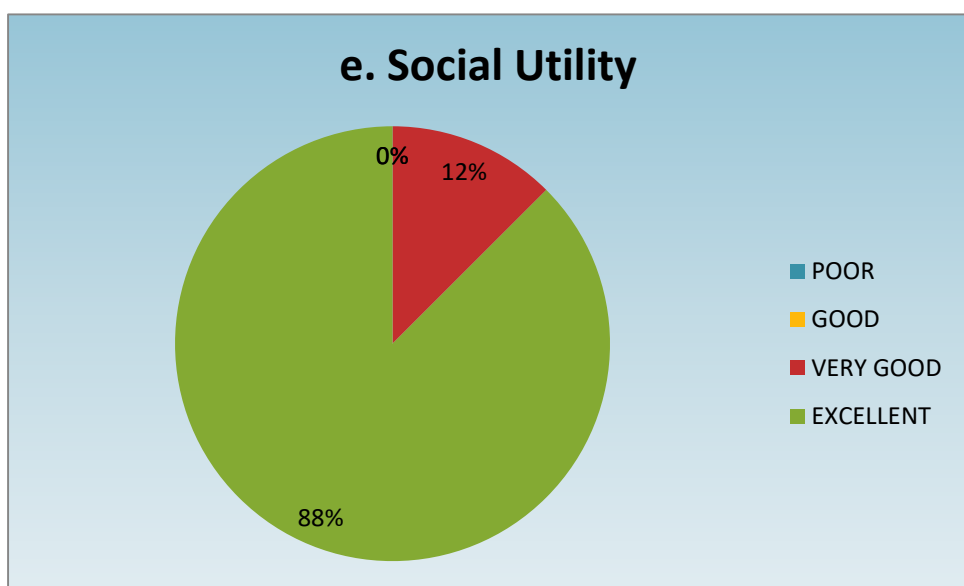
They suggested some additional learning inputs from BOS files, most of them are given excellent rating.

d. Knowledge Updation / Enhancement		
Options	Responses	Percentage
POOR	0	0
GOOD	0	0
VERY GOOD	2	25
EXCELLENT	6	75
TOTAL	8	100



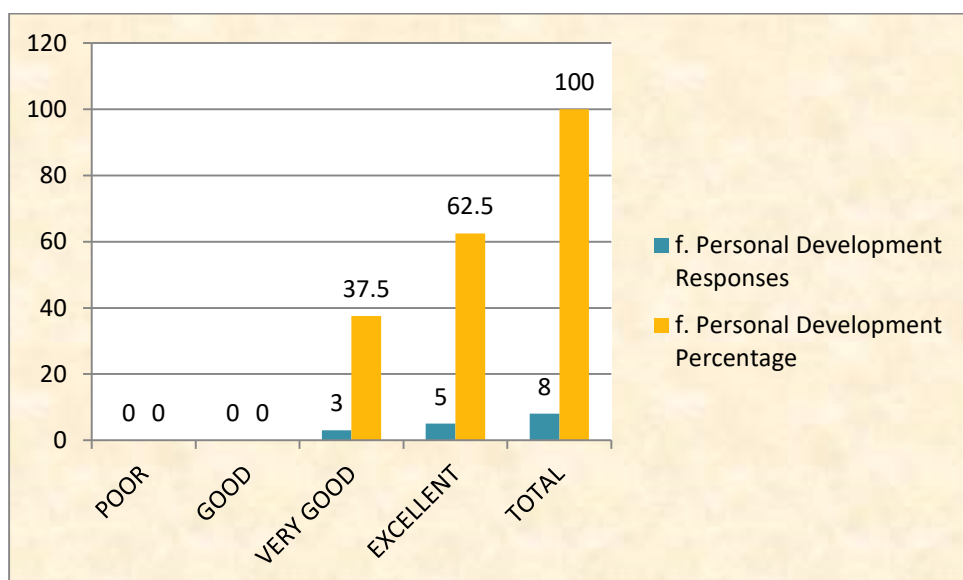
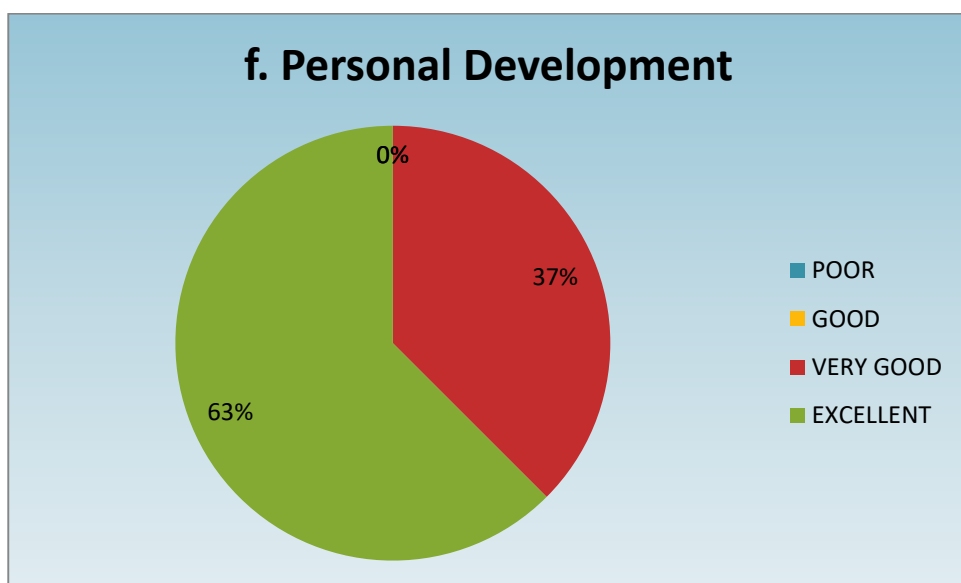
They suggested to introduce new courses and conduct co-curricular activities, 75% of them are given excellent rating.

e. Social Utility		
Options	Responses	Percentage
POOR	0	0.00
GOOD	0	0.00
VERY GOOD	1	12.5
EXCELLENT	7	87.5
TOTAL	8	100



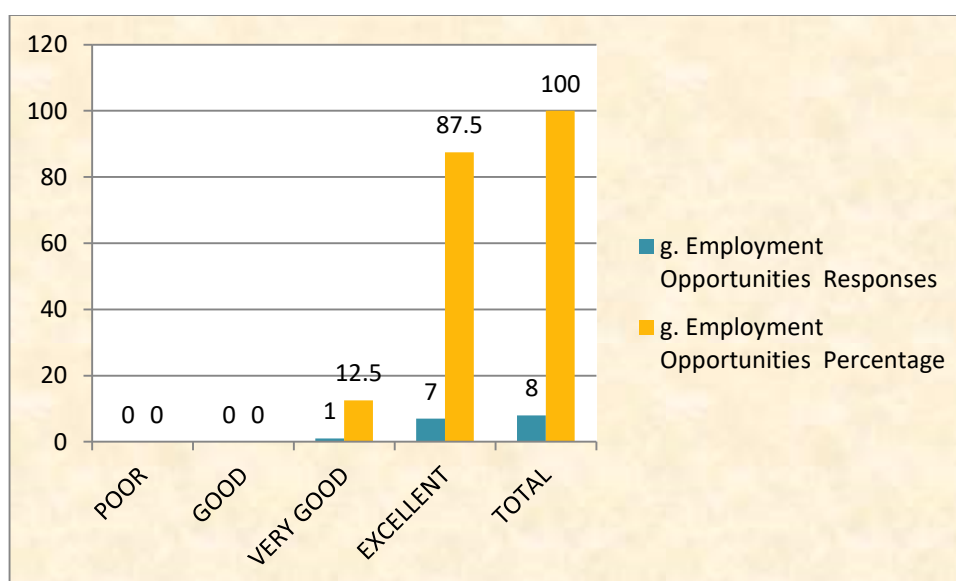
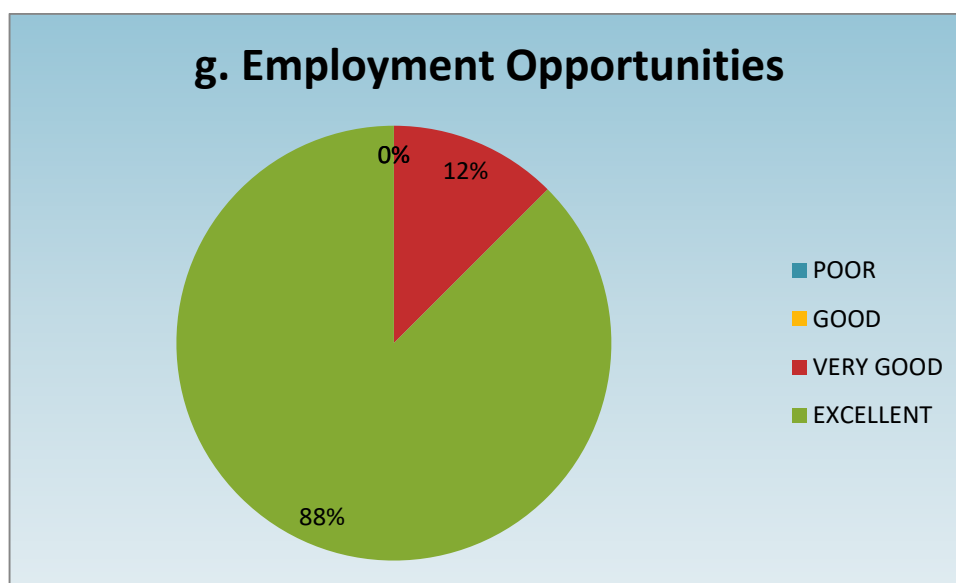
They encouraged to conduct NCC activities for the students 87% of them given excellent rating, 12% are very given good rating, no one given poor rating.

f. Personal Development		
Options	Responses	Percentage
POOR	0	0.00
GOOD	0	0.00
VERY GOOD	3	37.5
EXCELLENT	5	62.5
TOTAL	8	100



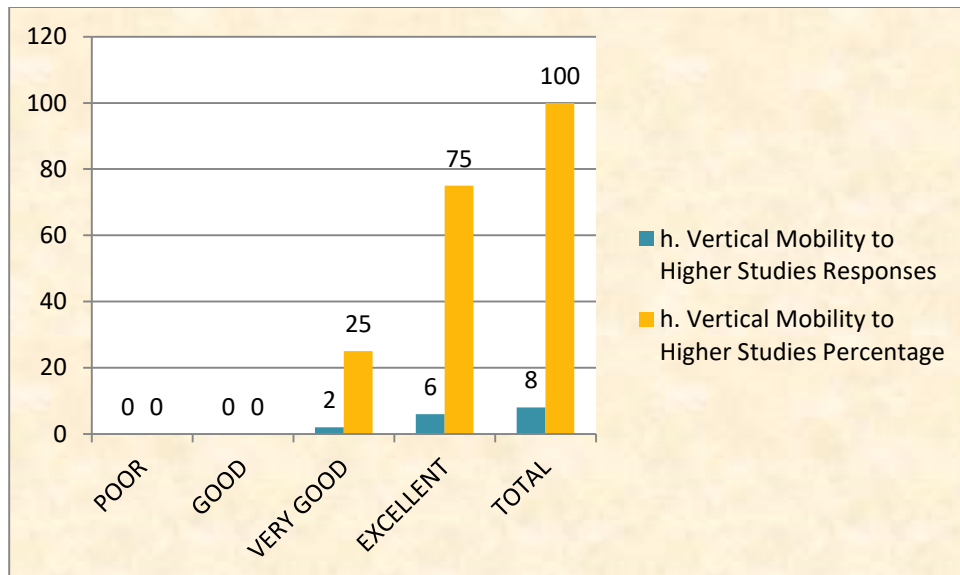
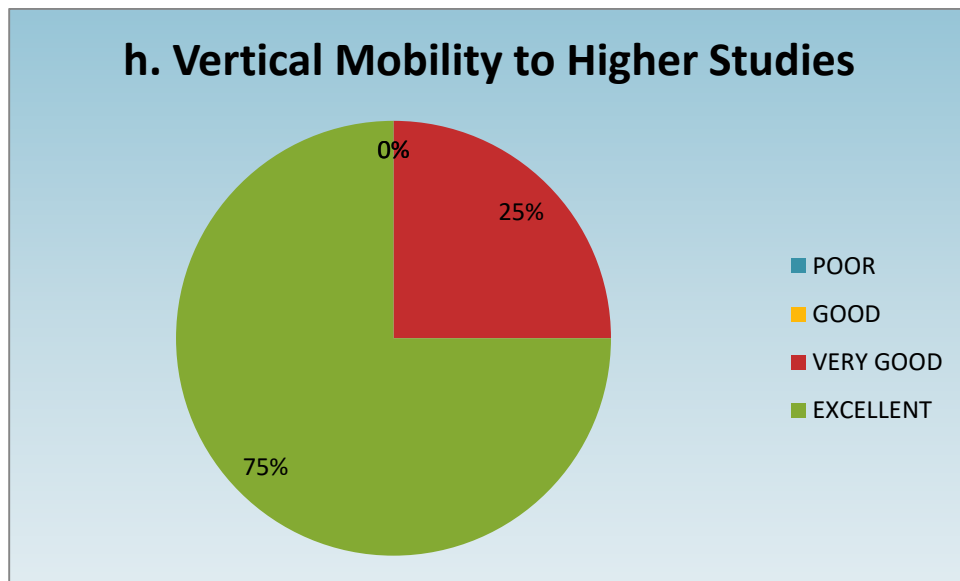
Students got training in communication skills and personality development through JKC and English department. So, Alumni inspired them and given excellent rating as 62%.

g. Employment Opportunities		
Options	Responses	Percentage
POOR	0	0.00
GOOD	0	0.00
VERY GOOD	1	12.5
EXCELLENT	7	87.5
TOTAL	8	100



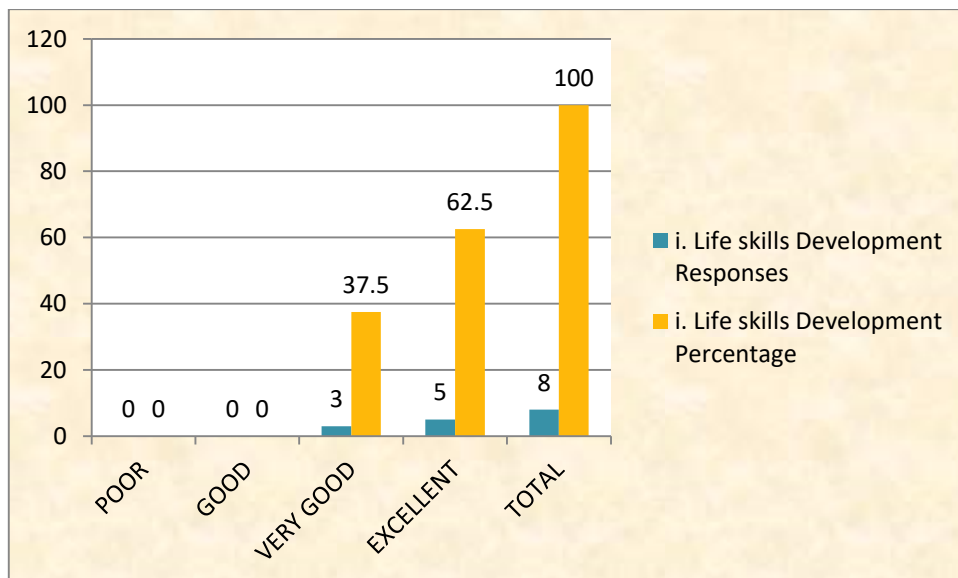
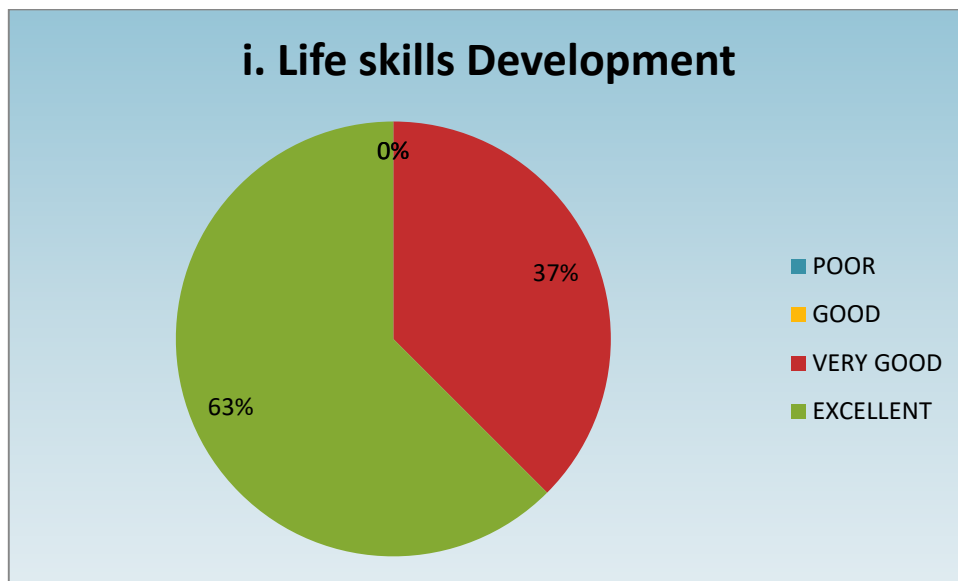
Alumni encouraged JKC to provide training and placement cell and given 87% as excellent rating, 12% as very good rating and no one given poor rating.

h. Vertical Mobility to Higher Studies		
Options	Responses	Percentage
POOR	0	0.00
GOOD	0	0.00
VERY GOOD	2	25
EXCELLENT	6	75
TOTAL	8	100



Most of them given excellent feedback, no one given poor response.

i. Life skills Development		
Options	Responses	Percentage
POOR	0	0.00
GOOD	0	0.00
VERY GOOD	3	37.5
EXCELLENT	5	62.5
TOTAL	8	100



Alumni observed curriculum and found life skill course which are there in curriculum. 62.5% of them given excellent feedback, 37.5% of Alumni given very good response and no one given poor response.